
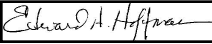



FINAL EQUALIZATION TABLE, COUNTY OF MERCER FOR THE YEAR 2021


PERCENTAGE LEVEL OF TAXABLE VALUE OF REAL PROPERTY: 100%


We hereby certify this Thursday, March 25, 2021, that the table below reflects those items required to be set forth under R.S.54:3-17, as amended, which requires the County Board of Taxation to complete its equalization of the property valuations in the several taxing districts before March 10th. Pursuant to Section 54:3-19 of the Revised Statutes as amended, one certified copy of such Equalization Table, as confirmed, shall be transmitted to each of the following: one to the Director, Division of Taxation, one to the Tax Court, and one to each taxing district in the County.



Richard J. Carabelli, Jr., MAI, CTA, President


Edward A. Hoffman, Esq.


Victoria Lynn Plumeri


Fareeda K. Stokes


RoseMarie Bowen-Lewis, CTA


Tina M. Rooney, CTA

			1				2				
			REAL PROPERTY EXCLUSIVE OF CLASS II RAILROAD PROPERTY				MACHINERY, IMPLEMENTS, EQUIPMENT AND ALL OTHER TAXABLE PERSONAL PROPERTY USED IN BUSINESS OF TELEPHONE, TELEGRAPH, & MESSENGER SYSTEMS COMPANIES (C.138 L. 1966)				
TAXING DISTRICT			(a)	(b)	(c)	(d)	(a)	(b)	(c)	(d)	(e)
			Aggregate Assessed Value (Taxable Value)	Real Property Ratio of Aggregate Assessed to Aggregate True Value	Aggregate True Value (Col 1[a]/1[b])	Amount by Which Col 1[a] Should be Changed to Correspond to 1[c]	Aggregate Assessed Value (Taxable Value)	Taxable % Level (The % Level of the County Lower of the County TaxAid District Ratio) (N.J.S.A. 54:1-35.2)	Aggregate True Value (Col 2[a]/2[b])	Aggregate Equalized Valuation (Col 2[c] x 2[b])	Amount by Which Col 2[a] Should be Changed to Correspond to 2[d]
E	01	East Windsor Twp	2,826,872,000	95.10%	2,972,525,762	145,653,762	4,542,658	95.10%	4,776,717	4,542,658	0
E	02	Ewing Twp	3,285,292,775	100.75%	3,260,836,501	-24,456,274	14,976,422	100.00%	14,976,422	14,976,422	0
E	03	Hamilton Twp	8,657,418,950	93.75%	9,234,580,213	577,161,263	27,571,359	93.75%	29,409,450	27,571,359	0
E	04	Hightstown	392,578,000	86.44%	454,162,425	61,584,425	3,594,397	86.44%	4,158,257	3,594,397	0
	05	Hopewell	317,351,900	92.37%	343,565,985	26,214,085	0	92.37%	0	0	0
E	06	Hopewell Twp	3,810,168,570	94.19%	4,045,194,362	235,025,792	6,031,203	94.19%	6,403,231	6,031,203	0
E	07	Lawrence Twp	4,642,983,500	91.58%	5,069,866,237	426,882,737	6,801,280	91.58%	7,426,600	6,801,280	0
	08	Pennington	514,221,200	98.58%	521,628,322	7,407,122	2,118,491	98.58%	2,149,007	2,118,491	0
E	11	Trenton City	2,218,925,210	95.05%	2,334,482,073	115,556,863	17,449,503	95.05%	18,358,236	17,449,503	0
E	12	Robbinsville Twp	2,639,407,800	93.34%	2,827,734,948	188,327,148	3,138,126	93.34%	3,362,038	3,138,126	0
E	13	West Windsor Twp	5,983,815,704	87.89%	6,808,300,949	824,485,245	11,856,804	87.89%	13,490,504	11,856,804	0
E	14	Princeton	7,201,842,852	82.33%	8,747,531,704	1,545,688,852	8,343,297	82.33%	10,133,969	8,343,297	0
Totals			42,490,878,461		46,620,409,481	4,129,531,020	106,423,540		114,644,431	106,423,540	0

E=Includes Special Exemptions r=Reassessment R=Revaluation

			3 EQUALIZATION OF REPLACEMENT REVENUE UNDER PL 1966, C. 135 AS AMENDED					4 DEDUCT TRUE VALUE OF REAL PROPERTY EXCLUSIVE OF CLASS II RAILROAD PROPERTY WHERE TAXES ARE IN DEFAULT AND LIENS UNENFORCEABLE (PL 1974 C.166)			5 C.441 In Lieu	6 Net amount of (Col. 1[d]+3[e] + 5) Transfer to Col. 10 of County) Abstract of Ratables
			(a) Business Personal Property Replacement Revenue Received during Preceding Year (PL 1966,C.135) (as amended)	(b) Preceding Year General Tax Rate	(c) Capitalization of Replacement Revenue in 3[a] Per PL 1966 C.135 (Col 3[a]/3[b])	(d) Real Property Ratio of Aggregate Assessed Value to Aggregate True Value (Same as Preceding Year County Equalization Table Col. 1[b]) Per PL 1971,c. 32	(e) Assumed Equalized Value of Amount in Col. 3c (Col. 3[c]/3d)	(a) Aggregate Assessed Value (Taxable Value)	(b) Real Property Ratio of Aggregate Assessed to Aggregate True Value	(c) Aggregate True Value(Col 4[a] /4[b])	In Lieu True Value	
E	01	East Windsor Twp	283939.55	3.286	8,640,887	92.83%	9,308,292	95.10%	0	306,120	154,962,054	
E	02	Ewing Twp	1268157.62	3.459	36,662,550	101.82%	36,007,219	100.75%	0		11,857,065	
E	03	Hamilton Twp	977727.21	2.903	33,679,890	94.60%	35,602,421	93.75%	0		612,763,684	
E	04	Hightstown	86806.49	4.413	1,967,063	85.44%	2,302,274	86.44%	0		63,886,699	
	05	Hopewell	32915.69	3.027	1,087,403	94.69%	1,148,382	92.37%	0		27,362,467	
E	06	Hopewell Twp	277737.42	2.883	9,633,625	94.08%	10,239,822	94.19%	0		245,265,614	
E	07	Lawrence Twp	596204.04	2.902	20,544,591	94.35%	21,774,871	91.58%	0		448,657,608	
	08	Pennington	22639.11	2.749	823,540	98.33%	837,527	98.58%	0		8,244,649	
E	11	Trenton City	3282238.11	5.535	59,299,695	94.96%	62,447,025	95.05%	0		178,003,888	
E	12	Robbinsville Twp	63682.38	2.956	2,154,343	92.94%	2,317,993	93.34%	0		190,645,141	
E	13	West Windsor Twp	258156.38	2.804	9,206,718	88.93%	10,352,770	87.89%	0		834,838,015	
E	14	Princeton	333439.01	2.420	13,778,471	82.96%	16,608,572	82.33%	0		1,562,297,424	
Totals			7,483,643.01		197,478,776		208,947,168				306,120	4,338,784,308

E=Includes Special Exemptions r=Reassessment R=Revaluation

Limited Abatement Exemption

Taxing District	Fire Suppression (E)	Fallout Shelter (F)	Pollution Control (P)	Dwelling Abatement (J)	Dwelling Exemption (I)	New Dwelling/ Conversion Abatement (L)	New Dwelling/ Conversion Exemption (K)	Commerical Industrial Exemption (G)	Multi Dwelling Abatement (O)	Multi Dwelling Exemption (N)	UEZ Abatement (U)	Renewable Energy (Y)	Total
01 East Windsor Twp	2,315,000	0	0	0	0	0	0	0	0	0	0	0	2,315,000
02 Ewing Twp	2,491,300	0	0	0	0	0	0	0	0	0	0	0	2,491,300
03 Hamilton Twp	5,828,050	0	0	0	0	0	0	0	0	0	0	0	5,828,050
04 Hightstown	0	0	0	180,800	0	0	0	0	0	0	0	0	180,800
06 Hopewell Twp	2,040,500	0	0	0	0	0	0	0	0	0	0	0	2,040,500
07 Lawrence Twp	0	1,256,400	0	0	0	0	0	0	0	0	0	0	1,256,400
11 Trenton City	8,100	0	0	131,500	268,200	0	0	134,900	0	237,700	1,480,700	0	2,261,100
12 Robbinsville Twp	4,884,000	0	0	0	0	0	0	0	0	0	0	0	4,884,000
13 West Windsor Twp	14,141,600	0	0	0	0	0	0	0	0	0	0	40,179,300	54,320,900
14 Princeton	251,000	0	0	0	0	0	0	0	0	0	0	0	251,000
Totals	31,959,550	1,256,400	0	312,300	268,200	0	0	134,900	0	237,700	1,480,700	40,179,300	75,829,050